





Volunteer Training Plan



Volunteer Training Plan

Contents

Introduction	3
MRC-TRAIN	3
Federal Emergency Management Agency (FEMA) Courses	3
Section A: MRC Learning Paths	4
Section B: Preparedness Training.....	5
Section C: Response Training.....	6
Deployment Team Screening and Training	7
District Distribution Center (DDC) Training Guidelines	7
Point of Distribution (POD) Training Guidelines	7
Emergency Call Center (ECC) Training Guidelines	7
Epidemiology Support Team Training Guidelines	8
Family & Clinical Services (FCS) Training Guidelines.....	8
Section D: Leadership	9
Section E: Community Resiliency.....	10



Volunteer Training Plan

Introduction

The MRC Volunteer Training Plan is intended to provide guidelines for training volunteers on the MRC Core Competencies and to increase deployment readiness. The Public Health Preparedness (PHP) Program supports and funds any in-person trainings for MRC volunteers to attend including but not limited to: associated costs of instructors, class materials, and development of needed trainings. Within this training plan, there are courses that cover the 11 MRC Core Competencies:

- Personal & Family Preparedness
- Safe Behaviors
- Volunteer Roles
- Communicate Effectively
- Surge Capacity Responses
- Clinical Management
- Situational Awareness
- Public Health for All Populations
- Recovery Considerations

Most of the trainings offered are provided by the national MRC learning platform, MRC Train, although some are provided in person by Central District Health (CDH). For those trainings that offer certificates of completion, volunteers should upload them into their Volunteer Idaho profile.

MRC-TRAIN

MRC-TRAIN is an online training platform that allows MRC unit leaders and volunteers to access, register, and share MRC-related, public health, and emergency preparedness courses. All training certificates should be uploaded to Volunteer Idaho. Use the following instructions to register, access MRC-TRAIN and course recommendations listed below:


1. Register at www.train.org/mrc with a valid e-mail.
2. You'll be prompted with the following:
 - a. "Group Search"- Region 10
 - b. "State/Territory"- Idaho
 - c. "MRC Unit"- Central District Health Medical Reserve Corps
3. You can search for courses by Keyword or Course ID #.
4. To register for a course, click on the course title and then click the **+Register** tab. Next, select your credit (if applicable) and click **Launch**. The course will open in a new window.

The National MRC Training Plan can be found at www.train.org/mrc/training_plan/4101

Federal Emergency Management Agency (FEMA) Courses

Some of the listed trainings direct you to FEMA's Independent Study Courses. You are required to register for a FEMA Student Identification System (SID) to take any final exams. Upon completion, you will receive a certificate of completion which should be uploaded to your Volunteer Idaho Profile.

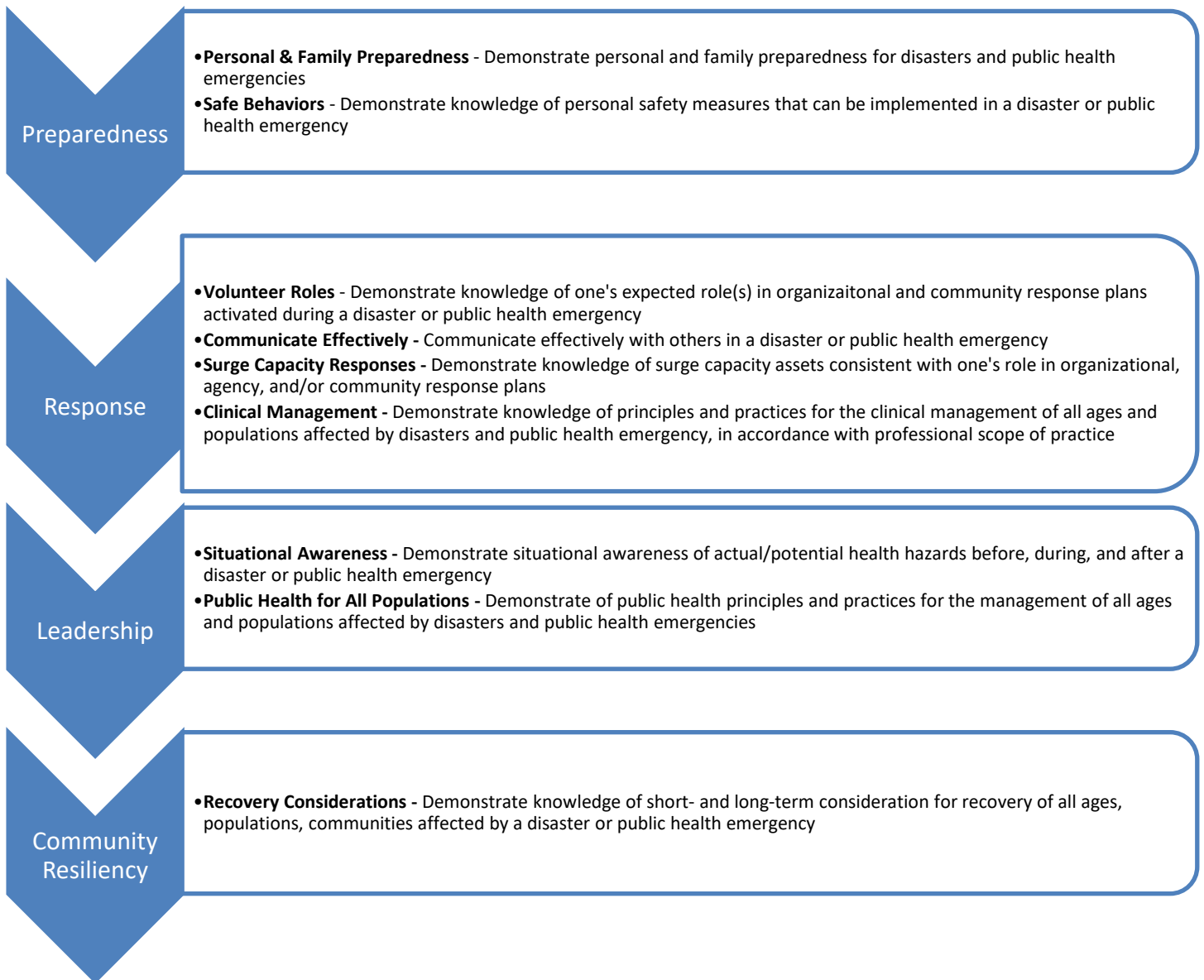
Link to FEMA SID Registration: <https://cdp.dhs.gov/femasid>




Volunteer Training Plan

Section A: MRC Learning Paths

Learning Paths group the Core Competencies into certain topics that align with volunteer motivations. The four learning paths are Volunteer Response, Volunteer Preparedness, Volunteer Leadership, and Volunteer Support for Community Resiliency. Each Learning Path has its own Training Plan with recommended training that increases a volunteer's deployment readiness. Volunteers seeking active and self-led engagement should follow the learning paths and complete the corresponding training. All trainings should be uploaded to the Volunteer Idaho system.






Volunteer Training Plan

Section B: Preparedness Training


Learning Path: Volunteer Preparedness			
MRC Core Competency	Suggested Trainings and MRC Train Course Number	Time	Checklist Box
Personal & Family Preparedness	Personal & Family Preparedness – MRC-TRAIN 1081145	25 minutes	
	Animal Emergency Preparedness – MRC-TRAIN 1025307	1 hr	
	Stop-the-Bleed (STB) Training – CDH In-Person Training	1.5 hr	
	De-escalation Training – CDH In-Person Training	3 hrs	
Safe Behaviors	Personal Safety – MRC-TRAIN 1081353	40 minutes	
	CDC Project Firstline: What is PPE? – MRC-TRAIN 1096546	4 min	
	Disaster Responder Health and Safety – MRC-TRAIN 1037220 (Modules 3-6) Module 3, Part 1: Injury Prevention and Mitigation Module 3, Part 2: Debris and Damaged Structures Health Hazards Module 3, Part 3: Environmental Health Hazards Module 3, Part 4: Water, Insect and Animal Health Hazards Module 4: Sanitation and Hygiene Module 5: Stress Module 6: Hazard Control	5 hrs	



Volunteer Training Plan

Section C: Response Training

Learning Path: Volunteer Response			
MRC Core Competency	Suggested Trainings and MRC Train Course Number	Time	Checklist Box
Volunteer Roles	Expected Roles in Organizational & Community Response Plans During a Disaster or Public Health Emergency – MRC-TRAIN 1081338	40 min	
	FEMA IS-100: An Introduction to the Incident Command System – MRC-TRAIN1078825	2 hrs	
	FEMA IS-700: An Introduction to the National Incident Management System – MRC-TRAIN 1078831	2 hrs	
	FEMA IS-242: Effective Communication – MRC-TRAIN 1052535	Self-paced	
Surge Capacity Responses	Surge Capacity – MRC-TRAIN 1081356	25 min	
	PODs (Points of Dispensing): Public Health Training for Staff and Volunteers – Module 1: Introduction to PODS	22 min	
	SNS Overview Course – Module 1: Introduction to SNS and CPODs	29 min	
Clinical Management	Clinical Management Principles – MRC-TRAIN 1081357	40 min	
	Mental Health First Aid – CDH In-Person Training	7 hrs	
	Disaster Behavioral Health – MRC-TRAIN 1021342	1 hr	



Volunteer Training Plan

Deployment Team Screening and Training

Deployment Team volunteers have additional required training and should follow guidance provided by the Team Training Guidelines below or the Team’s Point of Contact. Volunteers will be invited to participate in any preparedness training and exercises as it relates to their position on the team. Training Certificates of Completion must be uploaded to the volunteer’s Volunteer Idaho profile for documentation. For more details on MRC Deployment Teams, please refer to the MRC Volunteer Handbook.

District Distribution Center (DDC) Training Guidelines

DDC Deployment Team volunteers are expected to complete **Module 1** and **Module 3** of the Medical Countermeasures (MCM) Training Plan which is given to the volunteer upon onboarding. These trainings give foundational knowledge of CDH MCM operations and in-depth knowledge on the structure and function of the DDC. Volunteers have 3 months from onboarding to complete all required training.


Point of Distribution (POD) Training Guidelines

POD Deployment Team volunteers are expected to complete **Module 1** and **Module 2** of the MCM Training Plan which is given to the volunteer upon onboarding. These trainings give foundational knowledge of CDH MCM operations and in-depth knowledge on the structure and function of PODs in all settings (Open POD, Closed POD, and Strike Teams). Volunteers have 3 months from onboarding to complete all required training.

Emergency Call Center (ECC) Training Guidelines

ECC Deployment Team Training Plan

Required Screening and Trainings	Time	Checklist Box
Client Confidentiality and Release of Records Form	Within 90 days of onboarding	
Background Check	Within 90 days of onboarding	
ECC Orientation – Virtual – Provides and overview of the team purpose, structure, and equipment that is used.	1 hr	
IS-100 – Virtual - FEMA - Emergency Management Institute (EMI) Course IS-100.C: Introduction to the Incident Command System, ICS 100	2 hr	
IS-700 – Virtual - FEMA - Emergency Management Institute (EMI) Course IS-700.B: An Introduction to the National Incident Management System	3.5 hr	
De-escalation Training – In-Person – Interactive training on techniques to prevent escalated and hostile conversations or interactions	1.5 hr	




Volunteer Training Plan

Epidemiology Support Team Training Guidelines

Epi Support Deployment Team Training Plan		
Required Trainings	Time	Checklist Box
Epidemiology Team Orientation (scheduled upon Onboarding)	1 hr	
HIPAA Compliance Just-in-Time Training	10 min	
Cybersecurity Just-in-Time Training	10 min	
Idaho Health Data Exchange (IHDE) Form (Training is done Just-in-Time) (here)	30 min	
Annual preparedness training and exercise event; Real-world emergency and activations can be used to meet this training requirement.	Varies	Ongoing

Family & Clinical Services (FCS) Training Guidelines


FCS Deployment Team Training Plan			
Unit	Required Screening and Trainings	Time	Checklist Box
All FCS Volunteers	Screening Questionnaire (here)	Within 90 days of onboarding	
	Background Check	Within 90 days of onboarding	
	Client Confidentiality and Release of Records Form	Within 90 days of onboarding	
Medical Unit	FCS Competency Checklist – In-Person – This checklist outlines specific duties pertaining to vaccine administration. Volunteers may check off duties as they perform them under the supervision of a qualified CDH registered nurse. The checklist is required before the volunteer administers a vaccine.	Varies	
Non-medical Unit	Oral Health Job Action Sheet – Virtual – One-pager resource that describes the processes for filling out charts at Oral Health Clinics	10 min	



Volunteer Training Plan

Section D: Leadership

Learning Path: Volunteer Leadership			
MRC Core Competency	Suggested Trainings and MRC Train Course Number	Time	Checklist Box
Situational Awareness	Situational Awareness – MRC-TRAIN 1081343	25 min	
	You are the Help Until Help Arrives – MRC-TRAIN 1069847	10 min	
	Environmental Health Issues in Disasters – MRC-TRAIN 1009200	1 hr	
Public Health for All Populations	IS-505: Religious and Cultural Literacy in Disasters – MRC-TRAIN 1063152	4 hr	
	Cultural Competency for Community Management of Special Needs Patients in Disaster – MRC-TRAIN 1045488	4 hrs	
	The Role of Health Literacy in Disaster Preparedness – MRC-TRAIN 1013551	2 hrs	



Volunteer Training Plan

Section E: Community Resiliency

Learning Path: Volunteer Support for Community Resiliency			
MRC Core Competency	Suggested Trainings and MRC Train Course Number	Time	Checklist Box
Recovery Considerations	Short- and Long-term Considerations for Recovery – MRC-TRAIN 1081365	20 min	